



Dedicated Internet

CallPlus Dedicated Internet is suitable for businesses requiring fast reliable internet. It's provided over a quality Fibre or SHDSL Ethernet connection and comes with symmetrical bandwidth (same upload speed as download). This means it's suitable for Local Area Network connections, email, real time applications and sending large files. We offer two options for usage:

- **Flat rate plans:**

Our flat rate plans offer price certainty as there is no additional charges for overage. You are able to select from three 'contention' plans. Contention is the number of users sharing the national and international bandwidth. You can choose between 10 to 1 (silver), 4 to 1 (gold) or 1 to 1 (platinum) plans.

For comparison, ADSL broadband contentions will range between 50 to 1 up to 100 to 1.

- **Usage based plans:**

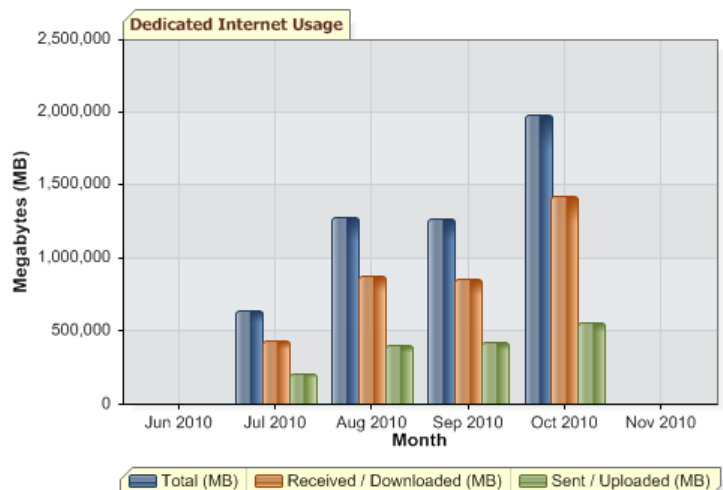
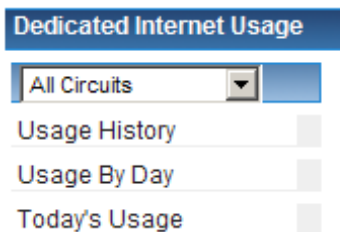
Our usage based plans are for businesses requiring high performance broadband. All usage based plans have a contention of 1 to 1, so performance is guaranteed. We offer a large range of monthly data usage options from 50GB per month to 3000GB per month. Overage is extremely reasonable at \$3 per GB.

To help you keep track of your usage, you'll be notified when you reach 75% of your monthly usage and again at 100% of you monthly usage, along with detailed Internet reporting. You'll also get access to detailed internet reporting. All plans include 3 static IP addresses.

Dedicated Internet Reporting

CallPlus Visibill provides dedicated internet reporting on "All Circuits" or "Individual Circuits". Our easy to use left hand Menu allows you to select "All Circuits" or from the drop down you can select an individual circuit. Reports include: Usage History, Usage by Day, Today's Usage.

Left hand navigation menu:





CallPlus | Dedicated Internet

the choice is easy

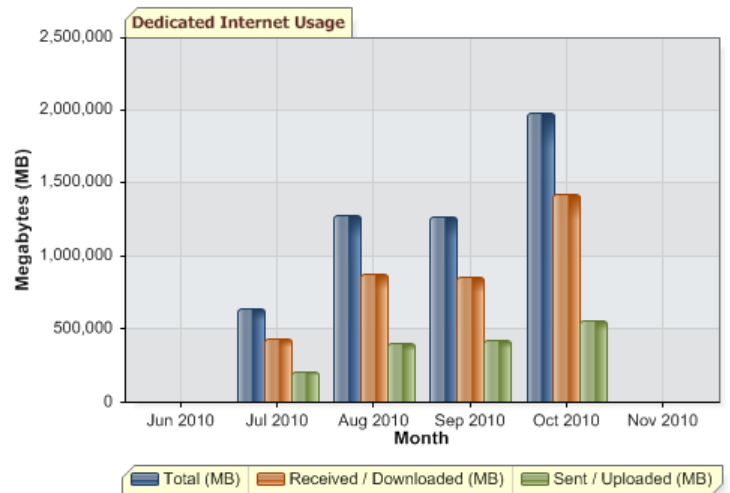
Dedicated Internet Reporting – Usage History

This report provides a breakdown by downloaded and uploaded data, by month.

Summary table by month:

Dedicated Internet Usage				
Month	Received / Downloaded (MB)	Sent / Uploaded (MB)	Total MB	Total GB
2010 October	1,423,804.0	559,790.8	1,983,594.9	1,937.10
2010 September	852,875.5	422,408.5	1,275,284.0	1,245.39
2010 August	879,487.0	401,660.1	1,281,147.2	1,251.12
2010 July	431,268.3	209,663.3	640,931.6	625.91
	3,587,434.9	1,593,522.7	5,180,957.6	5,059.53

Summary usage graph by month:



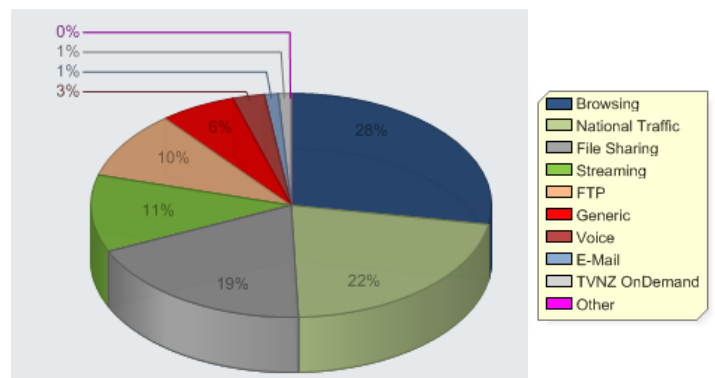
Dedicated Internet Reporting – Usage by Day

Usage by day:

Circuit Usage				
Day	Received / Downloaded (MB)	Sent / Uploaded (MB)	Total MB	Total GB
September 01	34,740.4	20,602.7	55,343.0	54.05
September 02	40,621.2	14,933.9	55,555.1	54.25
September 03	26,574.9	19,650.3	46,225.2	45.14
September 04	4,458.7	9,741.1	14,199.8	13.87
September 05	4,459.6	3,502.4	7,962.0	7.78
September 06	36,411.8	13,982.9	50,394.7	49.21
September 07	37,796.9	13,392.9	51,189.8	49.99
September 08	40,632.0	22,038.8	62,670.7	61.20
September 09	45,244.3	20,995.7	66,240.0	64.69
September 10	29,405.6	16,230.4	45,636.0	44.57
September 11	13,623.0	17,319.9	30,942.9	30.22
September 12	6,428.6	4,803.6	11,232.2	10.97
September 13	29,621.0	7,621.4	37,242.4	36.37
September 14	41,416.9	14,544.3	55,961.2	54.65
September 15	48,690.2	29,722.3	78,412.6	76.57
September 16	26,910.3	25,070.0	51,980.3	50.76
September 17	20,034.7	11,264.1	31,298.9	30.57
September 18	10,569.8	7,164.5	17,734.3	17.32
September 19	5,501.4	2,592.5	8,093.8	7.90
September 20	38,687.9	11,183.0	49,870.9	48.70
September 21	51,567.0	15,710.1	67,277.1	65.70
September 22	30,360.2	14,417.8	44,778.0	43.73
September 23	29,056.0	15,400.3	44,456.4	43.41
September 24	27,496.6	19,946.4	47,443.0	46.33
September 25	8,702.7	4,265.0	12,967.7	12.66
September 26	4,423.6	4,007.4	8,431.1	8.23
September 27	31,895.0	8,680.7	40,575.7	39.62
September 28	40,024.3	16,712.2	56,736.5	55.41
September 29	44,282.9	19,654.0	63,936.9	62.44
September 30	43,237.8	17,258.0	60,495.8	59.08
	852,875.5	422,408.4	1,275,284.0	1,245.39

Usage by traffic type:

This report provides insight into how your internet connection is being utilised.





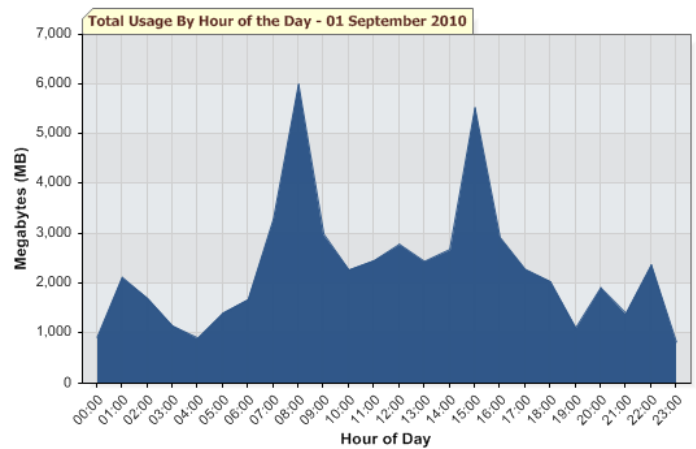
Dedicated Internet Reporting – Usage by Day

Usage by hour of the day:

Circuit Usage				
Hour	Received / Downloaded (MB)	Sent / Uploaded (MB)	Total MB	Total GB
00:00 to 00:59	383.2	539.6	922.8	.90
01:00 to 01:59	658.7	1,472.1	2,130.9	2.08
02:00 to 02:59	431.7	1,273.3	1,705.0	1.67
03:00 to 03:59	337.1	812.9	1,150.0	1.12
04:00 to 04:59	328.6	584.8	913.4	.89
05:00 to 05:59	247.3	1,163.6	1,410.8	1.38
06:00 to 06:59	205.4	1,477.6	1,683.0	1.64
07:00 to 07:59	1,956.2	1,343.7	3,299.9	3.22
08:00 to 08:59	3,909.7	2,095.7	6,005.4	5.86
09:00 to 09:59	2,230.9	768.8	2,999.8	2.93
10:00 to 10:59	1,840.0	436.1	2,276.1	2.22
11:00 to 11:59	2,027.2	436.9	2,464.1	2.41
12:00 to 12:59	2,094.3	699.1	2,793.4	2.73
13:00 to 13:59	1,903.4	545.9	2,449.4	2.39
14:00 to 14:59	2,272.7	414.5	2,687.2	2.62
15:00 to 15:59	5,034.4	498.6	5,533.0	5.40
16:00 to 16:59	2,518.9	411.6	2,930.5	2.86
17:00 to 17:59	1,945.7	343.2	2,288.9	2.24
18:00 to 18:59	1,835.9	205.7	2,041.5	1.99
19:00 to 19:59	514.3	601.6	1,115.9	1.09
20:00 to 20:59	775.8	1,148.5	1,924.3	1.88
21:00 to 21:59	515.6	894.8	1,410.4	1.38
22:00 to 22:59	616.0	1,762.7	2,378.7	2.32
23:00 to 23:59	157.4	671.2	828.6	.81
Total	34,740.4	20,602.7	55,343.0	54.05

Usage by hour of the day:

This report provides insight into peak usage during the day. The below graph shows a peak at 8am and 3pm.



Usage by traffic type:

This report provides insight into how your internet connection is being utilised by day of the month.

